



WELCOME TO THE
ST. MARY OF THE HILL
LECTOR PRESENTATION

Fr. Jude Peters O.C.D.

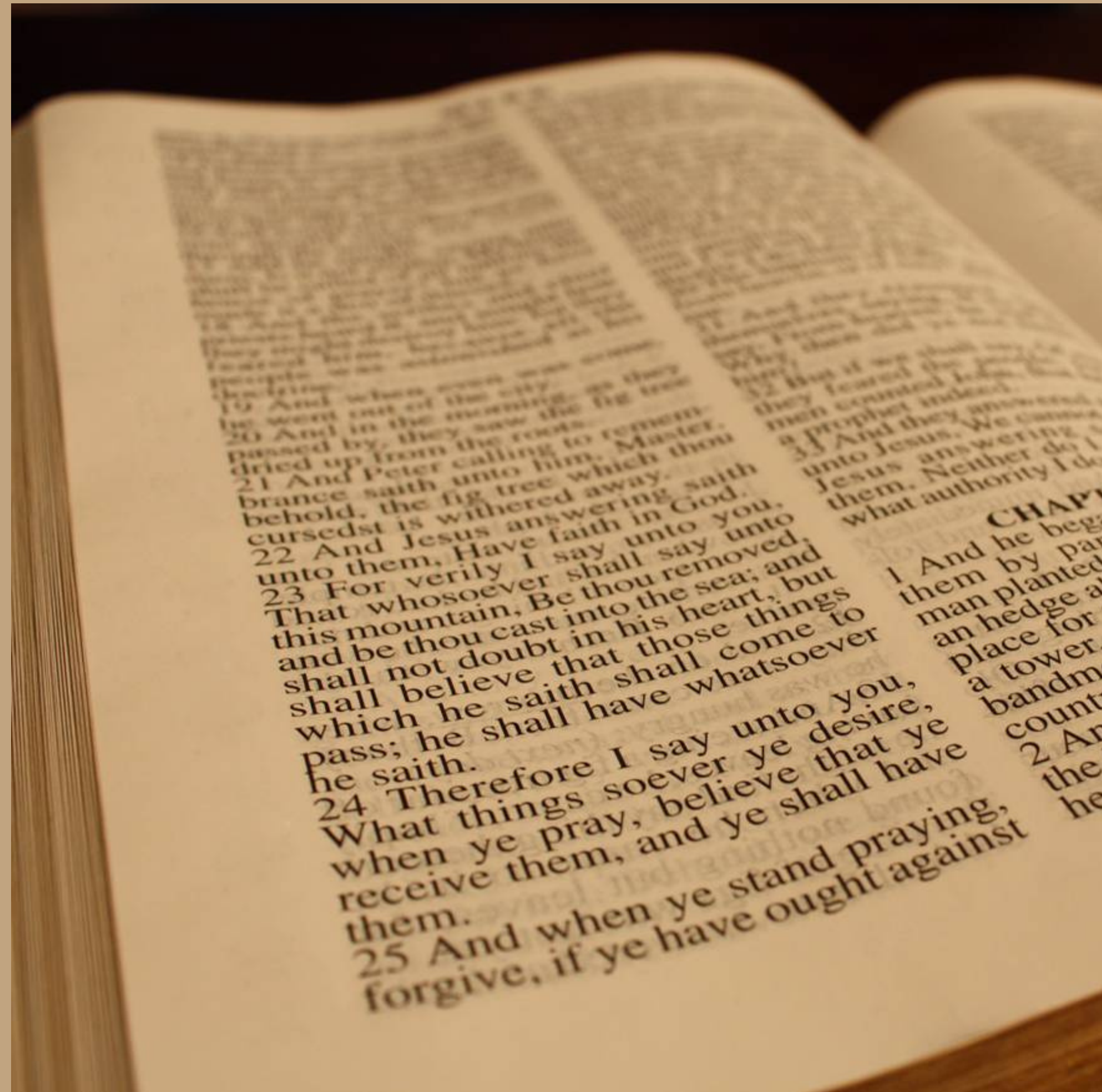
ST. MARY OF THE HILL PASTOR

*Dear Volunteer,
Thank you for answering God's call to
serve the St. Mary of the Hill Parish
Family. May God bless you and your
family abundantly!*



Lectors Proclaim Gods Word

**The Bible is more than just
words on paper, it is the
LIVING Word (John 1).
It is Christ.**



An Overview

TODAY'S PRESENTATION

- I. Dress Code
- II. Arrival at Mass
- III. Directions for Lectors
- IV. Information Specific to St Mary of the Hill
- V. Lector's "Ten Commandments"
- VI. Helpful Tips
 - ~portion of lector guidelines from Elon University

II. DRESS CODE

Lectors should dress neatly, in a way consonant with the dignity of their role. Good taste and common sense are the best guides in this area; please avoid wearing shorts or tank tops. Appropriate dress is a sign of the reverence the minister has for the Eucharist and for the importance of the ministry.

Most important Dress Code:
A Smile





As you enter, welcome
parishioners and visitors
that are seated.

I. ARRIVAL AT MASS

Lectors should arrive 15-20 minutes before Mass. Please show up if you have been scheduled for a Mass. If you cannot attend on a day that you have been scheduled, open your email, access the email you received from Mary Whelan, click; request a sub.

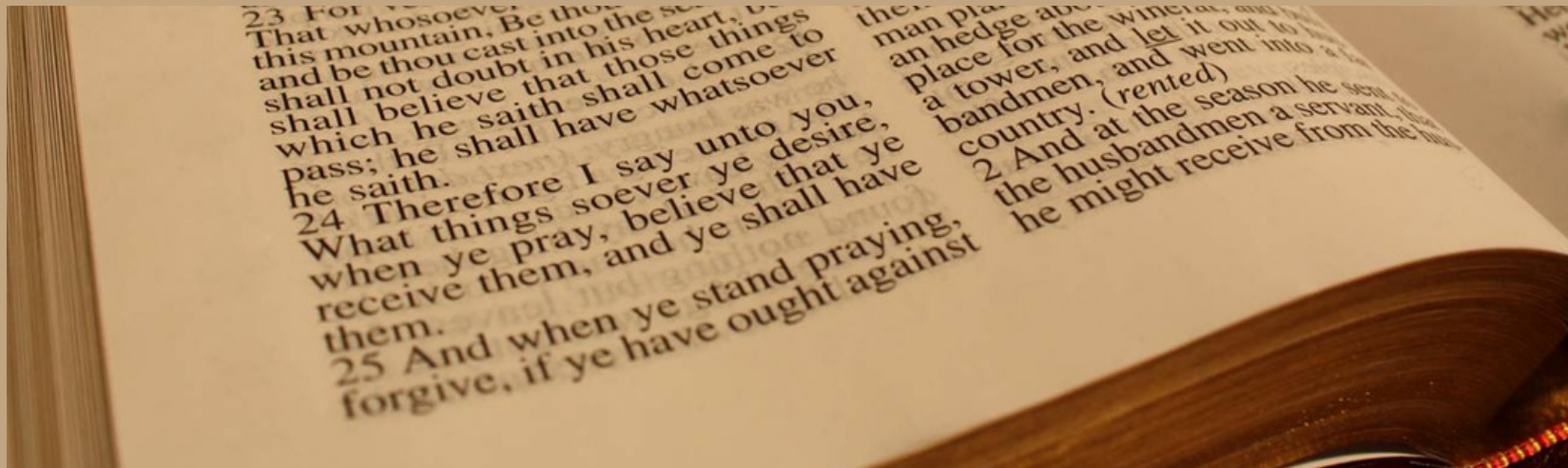
Please be respectful of the Eucharist and the Ministry – do not wait until the Saturday or Sunday that you have been scheduled to find a sub.

All Liturgical Ministers need ample time to prepare to serve in the Eucharistic celebration.

III. DIRECTIONS FOR LECTORS PART 1

Before Mass begins:

- a. After greeting/welcoming parishioners, please proceed to the sacristy and put on the Liturgical Cross. Go to the music stand and familiarize yourself with the beginning and closing announcements. Finally, proceed to the ambo to the left of the Altar.
- b. Make sure the wireless microphone is on. Check that the Lectionary is open to the correct reading for that Sunday. Go over the readings again to ensure that you are comfortable with the readings and pronunciations. If you have any questions, please ask the Presider.
- c. Please check with the music director to see if the Psalm is to be sung during Mass. If not, please go over the reading for the Psalm.
- d. Find your seat in the assembly. Make sure to have chosen a seat as to be able to proceed to the ambo with minimal disruption. When the music stops, proceed to the music stand and read the opening announcements.



Join the Entrance Procession

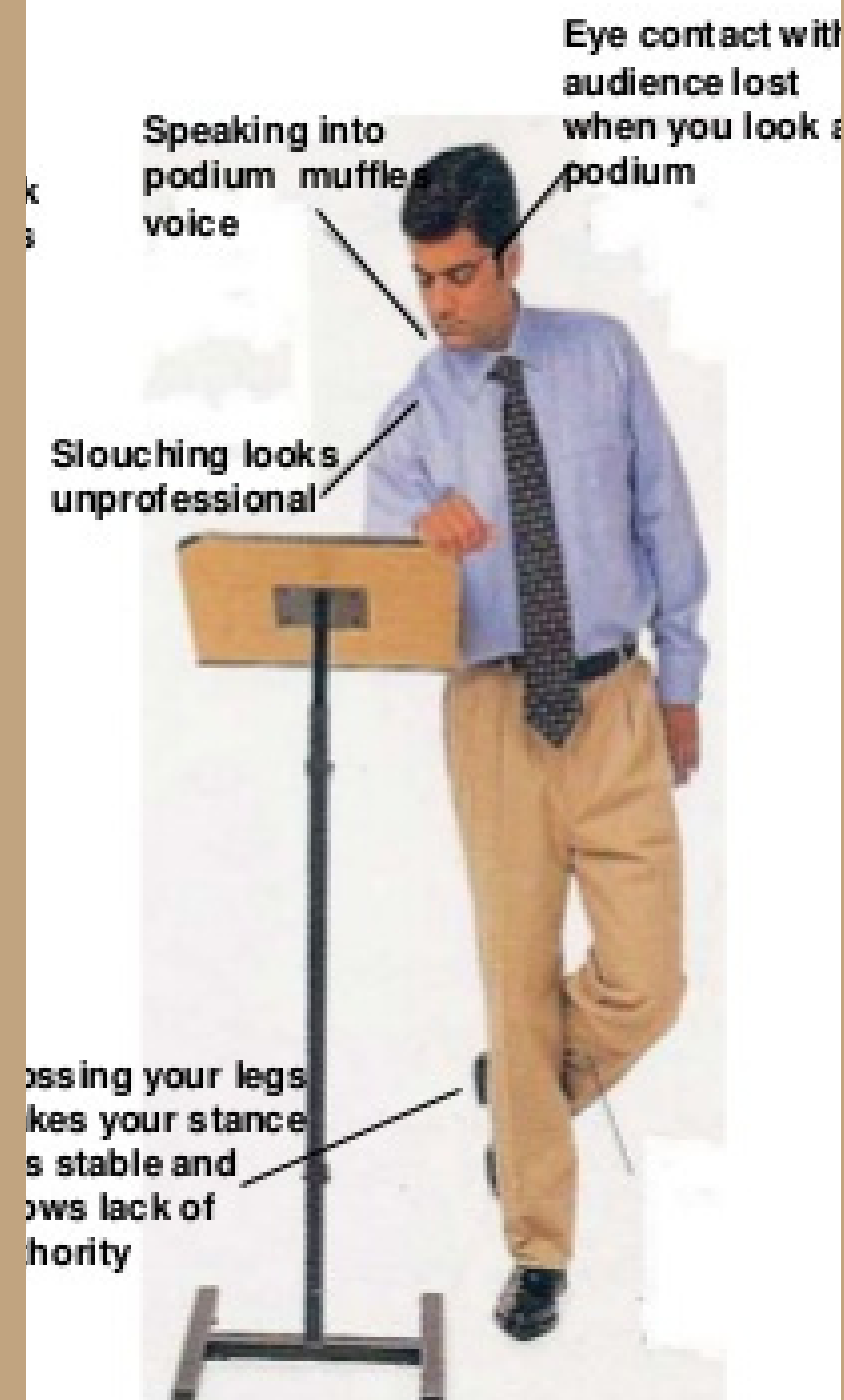
Join the entrance procession and carry the Book of the Gospels with cover facing you. Walk ahead of the celebrant and behind the altar server (s); place the Book of the Gospels in the plastic container on the altar. Bow in front of the altar with the celebrant and altar server (s).



III. DIRECTIONS FOR LECTORS PART 2

The Readings:

- e. Once the Presider sits down after the opening prayers, stand and process to the ambo. It is not necessary to bow when you are approaching the Ambo or Lectern from the side since the Blessed Sacrament is not present.
- f. Begin the first reading – “A reading from the book of....” Read slowly, loudly, clearly, and with dignity. Make eye contact with the assembly. After the last line of the reading, look up and say: “The Word of the Lord.”
- g. If the Psalm is to be sung, please return to your seat in the assembly. If not, remain at the ambo and proceed to read the Psalm, inviting the assembly to repeat after you for the responsorial.
- h. After the Psalm, return to the ambo and proclaim the 2nd reading. At the end of the 2nd reading place the closed Lectionary Book on shelf underneath.
- i. Return to your seat in the congregation. Prepare for the Gospel.



Which Lector would keep you more engaged?

AUGUST 5, 2019



Just one-third of U.S. Catholics agree with their church that Eucharist is body, blood of Christ

BY GREGORY A. SMITH



(Avalon_Studio via Getty Images)

Holy Communion

TODAY'S PRESENTATION

When the assembly says: "Lord, I am not worthy that you should enter under my roof, but only say the word and my soul shall be healed." And after Fr. consumes the host, proceed to the lectern and read a quote on Jesus in the Eucharist. For the 9:30am Mass, continue with the Spiritual Communion prayer for the homebound.



Always bow to the Altar not the cross when you are passing by or in front of the altar.

III. DIRECTIONS FOR LECTORS PART 3

The Prayers of the Faithful:

- j. As the assembly approaches the end of the Nicene Creed, when we say: **"We belived in one holy catholic and apostolic Church"** please proceed to the lectern and be ready for the Prayers of the Faithful.
- k. Read the Prayers of the Faithful, one by one, and invite the assembly to reply, "Lord, hear our prayer" or whatever is written after each.
- l. After the last prayer, please remain at the lectern as the Presider closes with a final prayer.
- m. As the congregation takes their seats, you may now return to your seat in the assembly.



AFTER READING 1ST
ANNOUNCEMENTS:
PICK UP THE
GOSPEL BOOK
FROM ALTAR AND
LINE UP IN THE
PROCESSION (BY
KITCHEN) BEHIND
THE ALTAR SERVERS



WHILE
WALKING
SLOWLY IN
PROCESSION:
THE GOSPEL
BOOK COVER
SHOULD BE
FACING YOU.

Lector information specific to St. Mary of the Hill Parish



PLACE THE BOOK
ON THE ALTAR (IN
PLASITC HOLDER)
AND BOW WITH
THE PRIEST THEN
RETURN TO YOUR
SEAT.



CLOSING
ANNOUNCEMENTS;
WHEN THE MUSIC
STOPS PROCEED
TO LECTERN.
AFTER READING
RETURN TO SEAT.
LECTORS DO NOT
PROCESS OUT.



V. Lector's "Ten Commandments"

- 1. I'll remember that the readings are about God and His WORD, never about me.**
- 2. I'll practice names, and proclaim them with confidence.**
- 3. I'll know the readings, having prayed and practiced them weeks before Mass.**
- 4. I will honor my family in Heaven in my posture and my prayerfulness.**
- 5. I will proclaim the living Word with an urgent passion that is alive, not dead.**
- 6. I will dress in a way that brings honor to my Father's House and family.**
- 7. I will not seek affirmations or compliments, I will ask the Holy Spirit to speak through me, realizing all glory belong to God.**
- 8. I will respect the ministry, only proclaiming the Word if prepared to do so.**
- 9. I will support, uplift and pray for others who also seek and proclaim God's Word.**
- 10. I will honor the opportunity to proclaim the Word and recognize the privilege.**

VI. Tips for Lectors

REALIZE WHAT YOU ARE READING

Never forget that this is the Word of GOD, the Creator of all creation. Millions of lives were given to defend, uplift and uphold the truths contained within the Words. The Bible has transformed the lives of billions because it is more than just words on paper, it is the LIVING Word (John 1)

RECOGNIZE THE MINISTRY

Remember the basic foundational premise of ministry is to serve others with the heart of God. Lectors are there to serve by proclaiming the Word. That proclamation is essential. This goes all the way back to the early Church, with the first meetings of the apostles and disciples (Acts 13:44)

DRESS FOR SUCCESS

When we dress nicely, and feel we look good; we are more confident. Don't dress in such a way that brings attention to yourself or that would make others focus more on you than on the Word of God

KNOW IT WELL ENOUGH FOR EYE CONTACT

Begin practicing the readings several days ahead. Know the reading so well that you can almost do it from memory. When it comes time for Mass on Sunday, if you really know it you won't have your head buried in the Good Book. This will come with practice and experience.

Tips for Lectors continued

FAMILIARIZE YOURSELF WITH NAMES AND PLACES

Sometimes we think this just means learning how to pronounce a Biblical person's name, or a Biblical city or region, but it goes much deeper than that. We should be taking the extra fifteen or twenty minutes during the weeks prior to learn who these people were, where these places were located, and why they were important enough to mention. If we take the time to understand the seemingly "minor" facts and points in a reading, it will show in how we read it. When the story comes to life in your mind, whether you realize it or not, it will be reflected on your lips. So do anything you can to make it come alive.

APPROACH IT WITH PROFESSIONALISM

Read through your reading(s) a couple times just to start familiarizing yourself. Then, take the time to do a few different "reads"...that is, read it one way, emphasizing certain facets one time, then read it again, but emphasize different words, or place pauses in different places. You'll be amazed at how the same reading can come to life in different ways, if you really open your heart to the Holy Spirit (the inspiring author of the Sacred Scriptures) and pour your soul into it.

PRACTICE READING SCRIPTURE

First, utilize the Lector Workbook, Don't allow yourself to get into the rut where the only time you're reading Scripture is when you're practicing the readings for Sunday. Don't just be reading the readings, be reading Scripture. The more time you spend in the word, on your own time and in your own study, throughout the course of the week, the more you will strive to learn about it, the more confidence you will have when proclaiming it, and the more passion you will develop for it.

Final Tips for Lectors

MAXIMIZE YOUR VOCAL POTENTIAL

Literacy does not make someone a lector. Just because someone is 'able' to read a word, does not make them good at proclaiming the word. Just because someone 'has a nice speaking voice' does not make them a good speaker. Approach your lectoring with pride and desire. When you practice the readings, practice your intonation (the rise and fall of pitch in your voice), your inflection (utilizing loudness and softness to enhance a point), and when to pause (drawing the attention of the listener to a specific point).

PUT YOURSELF IN A POSITION TO BE SUCCESSFUL

We are told very clearly in the Scriptures that we are not to receive the Eucharist at Mass, if our souls are not in a state of grace (that is, if we have mortal sin and have not been to Reconciliation). Extraordinary Eucharistic Ministers, especially, often remind themselves that they should not administer the Eucharist on Sunday if not in a state of grace. We must realize and remind people, though, that as lectors, we are every bit as much a minister of Christ, as a Eucharistic Minister is. Lectors are ministers of the WORD, which is Christ. We should be in a state of grace if we are to be entrusted with proclaiming His Word at Mass. Make it a habit to get to Reconciliation, often.

LEAD BY EXAMPLE

Be sure that in everything that you do and in everything that you are, you are showing a passionate hunger, an abandoned humility, and a visible reverence for God in His Word. In the way you stand, you dress, you speak, you move, and you proclaim, do all in such a way that they do not see you, but Christ who is within you (Galatians 2:20). If you do so, it will only magnify the power of the Word, making Christ's true presence known and enlivening the hearts of all who hear it.

CONGRATS! YOU HAVE FINISHED YOUR ONLINE TRAINING

Schedule your after Mass, 15 minute walk through with Q & A. Lector Contacts, Guidelines Summary & training. After final training you will be eligible to be placed on the Liturgical Schedule.

WENDY NEWBURG

Pastoral Associate

PHONE NUMBER

262-628-3606 ext. 2

EMAIL ADDRESS

pastorala@stmaryhh.org
